

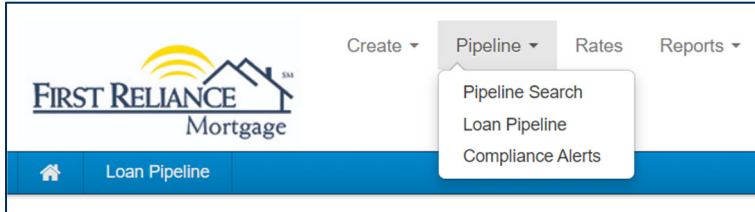
JOB AID



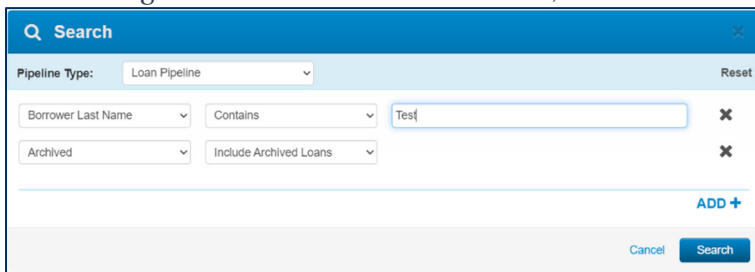
NAVIGATING THE FIRST RELIANCE MORTGAGE SYSTEM

HOW TO NAVIGATE THE FIRST RELIANCE MORTGAGE SYSTEM:

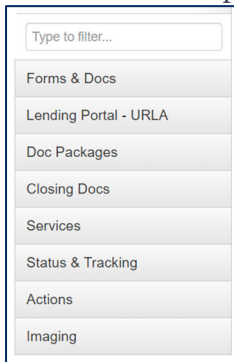
1. Login to <https://firstreliance.mortgagebotlos.com/login>.
2. To locate a loan file click the **Pipeline** dropdown and click **Pipeline Search**.



3. In the **Search** screen, you may layer search criteria to locate a specific loan file.
4. If searching for a closed or funded loan file, be sure to **Include Archived Loans**.



5. Once your loan file has been located, users can utilize the **Navigation Panel** to access information and perform specific tasks within the loan file.



6. Primary pages that you will utilize include:
 - a. **Forms and Docs:** Used to Register and Lock a loan file, and to submit fee info.
 - b. **URLA:** Used to complete / update an URLA data as needed after initial file upload.
 - c. **Services:** Used for DU/LPA Submission.
 - d. **Imaging:** Used for uploading documents and viewing documents uploaded to file.